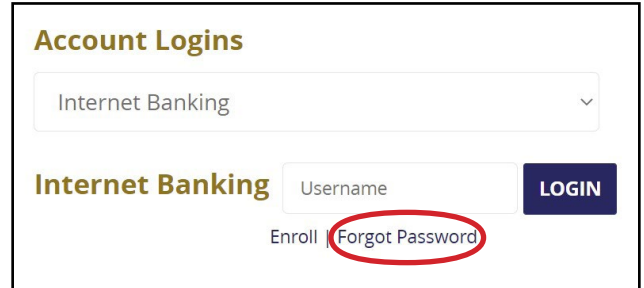


Step 1: Visit WNBFinancial.com

Step 2: Select **Forgot Password** from the login box at the top of the page.



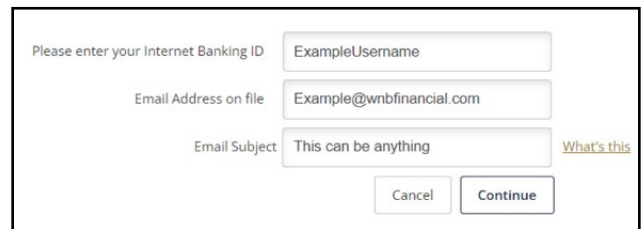
Account Logins

Internet Banking

Internet Banking Username **LOGIN**

Enroll **Forgot Password**

Step 3: Enter your **Internet Banking ID** (username), **Email Address**, and an **Email Subject**, then click **Continue**.



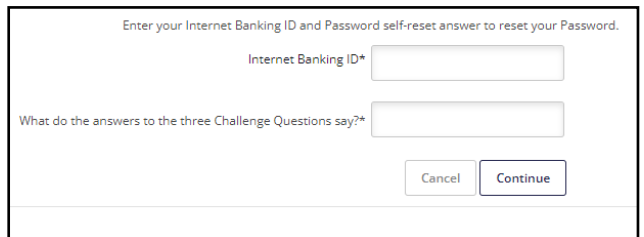
Please enter your Internet Banking ID

Email Address on file

Email Subject [What's this](#)

Step 4: Open your email inbox and find the email with the subject line you entered in Step 3. Open the email and click on **Click Here**.

Step 5: Enter your **Internet Banking ID**, and answer the **Password Reset Question**, then click **Continue**.

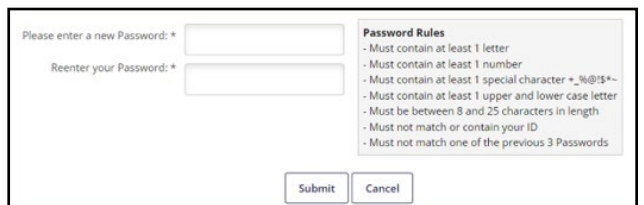


Enter your Internet Banking ID and Password self-reset answer to reset your Password.

Internet Banking ID*

What do the answers to the three Challenge Questions say?*

Step 6: Enter your new password and click **Submit**.



Please enter a new Password: *

Reenter your Password: *

Password Rules

- Must contain at least 1 letter
- Must contain at least 1 number
- Must contain at least 1 special character +_!@!\$%^&*~
- Must contain at least 1 upper and lower case letter
- Must be between 8 and 25 characters in length
- Must not match or contain your ID
- Must not match one of the previous 3 Passwords